

100 ENGLISH TIPS:

**LISTENING,
READING,
SPEAKING,
+ WRITING**





English Teacher Philip

- **UK Native Speaker**
- **First Taught Offline In 1996
(With Breaks)**
- **Teaching Online 2007+**

info@EnglishTeacherPhilip.co.uk

+447956366761

www.EnglishTeacherPhilip.co.uk



L

**1. Listen To
Accents Of
Different Countries,
Such As Australia
And The UK**

www.EnglishTeacherPhilip.co.uk

L

**2. Try Listening
To English Radio
And Podcasts**

L

**3. If Communicating
With Friends On
Social Media, Consider
Leaving Voice Messages For
Each Other, Instead Of
Written Text**

www.EnglishTeacherPhilip.co.uk

L

**4. Try To Listen
To English In Free
Time, Such As When
Doing Exercise**

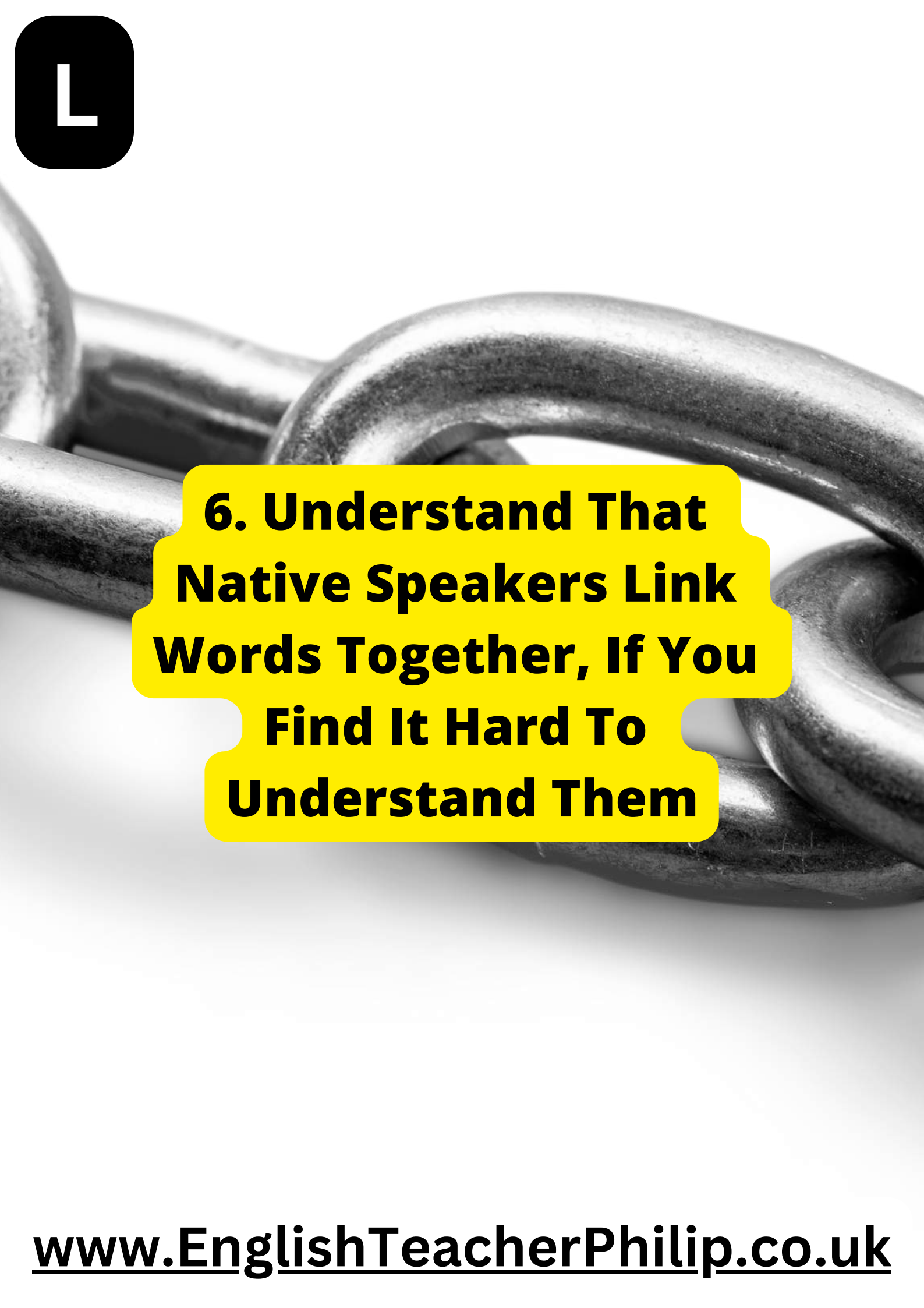

www.EnglishTeacherPhilip.co.uk

L

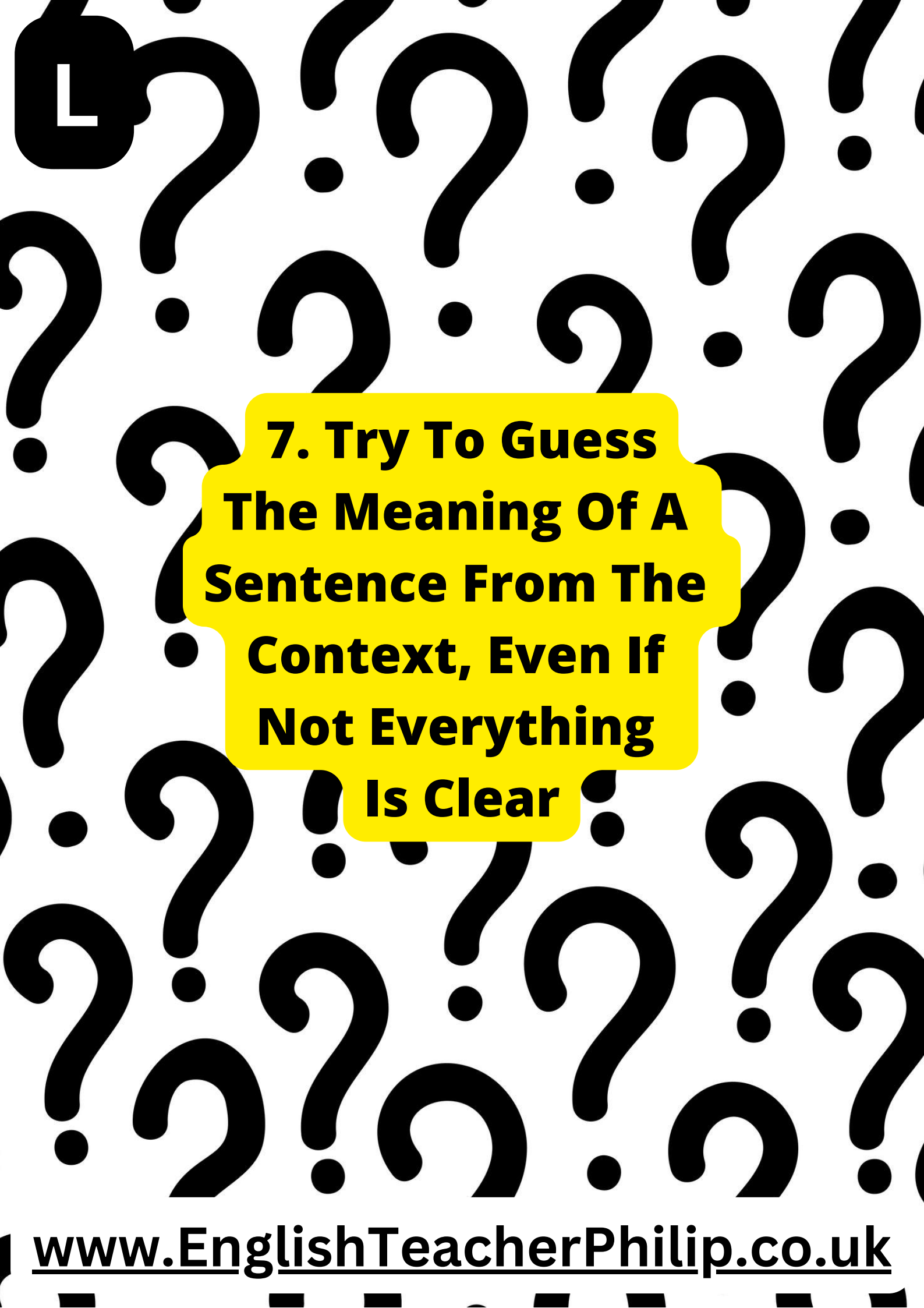


5. Listen For Any Emotion To Help Guess Content Meaning





**6. Understand That
Native Speakers Link
Words Together, If You
Find It Hard To
Understand Them**



**7. Try To Guess
The Meaning Of A
Sentence From The
Context, Even If
Not Everything
Is Clear**

L

**8. Slow Down
A Replay To
Help Understand
Better**

www.EnglishTeacherPhilip.co.uk

L

**9. Try To Listen
To Different Types
Of Speakers, Such As
Young/Old, Etc.**

www.EnglishTeacherPhilip.co.uk

L

EASY WAY

**10. Try To
Progress
Gradually,
Without It
Being Overly
Challenging**

WAY




L



**11. Realise That
People In
Different Areas
Of A Country Will
Have Different
Accents**

www.EnglishTeacherPhilip.co.uk



**12. Listen To Which
Words Are Emphasised
To Guess The Meaning
Of A Sentence**

1 2 3

L

**13. If Allowed,
Record Someone
Making A Speech,
Etc., To Be Able
To Replay It**

www.EnglishTeacherPhilip.co.uk

A blurred background image of a man with a beard and a watch, gesturing with his hand. In the top left corner, there is a black rounded square containing a white letter 'L'.

L

**14. In A Conversation,
Think Of Polite
Phrases To Use
To Ask Someone
To Repeat / Speak
Slower, Etc.**

www.EnglishTeacherPhilip.co.uk




**15. Look At
Someone's
Body Language,
To Help See What
They Are Saying**

L

**16. Use Subtitles,
To Help Understand
YouTube / TV, Etc.**



www.EnglishTeacherPhilip.co.uk



**17. Make Notes
When Listening To
A Speech, Etc.,
To Understand The
Outline Of What
Is Being Said**

L

**18. Use An Online
Dictionary, Which
Has Audio For
The Words,
Such As
From Cambridge**

www.EnglishTeacherPhilip.co.uk

A woman with long dark hair in a braid, wearing a light blue button-down shirt, is shown from the chest up. She is looking to the right with a focused expression, and her right hand is raised behind her ear, cupping it. The background is plain white.

**19. Try To Keep
Realistic About
How Long It May
Take To Improve
Listening Skills**

www.EnglishTeacherPhilip.co.uk

L



**20. Try Listening
To Something
Multiple Times,
To Improve The
Amount You
Understand**

www.EnglishTeacherPhilip.co.uk

L

**21. Listen To
Songs In English,
That You Know**

**The Words
In Your Native
Language**

www.EnglishTeacherPhilip.co.uk




**22. Try To Listen
To Audio Which
Is Interesting
For You, As Much
As Possible**

www.EnglishTeacherPhilip.co.uk

L

**23. Try To
Socialise
With Groups
Speaking English,
To Get More
Practice**

www.EnglishTeacherPhilip.co.uk

A woman with curly hair is sitting at a desk, looking down at a laptop. The desk has papers and a calculator. The background shows a window with a grid pattern.

24. Try Doing Language Exchange With Someone Online, To Increase Your Listening Ability

www.EnglishTeacherPhilip.co.uk

L

**25. Try To
Read A Book
And Listen
To Its Recording
At The
Same Time**

www.EnglishTeacherPhilip.co.uk

A close-up photograph of a person with long, wavy blonde hair, wearing a tan, textured knit sweater. They are sitting and reading a book. The background is a plain, light-colored wall. The overall mood is calm and focused.

R

**26. Try To Read
What Interests
You As Much As
Possible**

www.EnglishTeacherPhilip.co.uk

R

**27. Join Your
Local Library, Or
Also There Are
Online Resources
As Well, With E-
books**

www.EnglishTeacherPhilip.co.uk

R

Daily Habits

**28. Develop Reading
As A Regular Habit**

R

29. If Reading E-books, Consider Buying A Special Device To Make Reading Easier

www.EnglishTeacherPhilip.co.uk


A stack of several books with different colored covers (white, green, blue, yellow, purple). A green bookmark is visible, sticking out from the top book. The books are stacked vertically, and the pages are visible between the covers.

R

**30. Read Different
Types Of Writing,
Such As Modern/
Older, Etc.**

www.EnglishTeacherPhilip.co.uk

R

A photograph of two women sitting at a round wooden table. The woman on the right is smiling and looking at a smartphone held in her hands. The woman on the left is seen from the back, wearing a black top. The background consists of light-colored curtains with a floral pattern. A large, bright yellow text box is superimposed over the center of the image.

31. Discuss With Friends Which Books You Each Have Enjoyed Reading, To Help Plan Future Reading

www.EnglishTeacherPhilip.co.uk

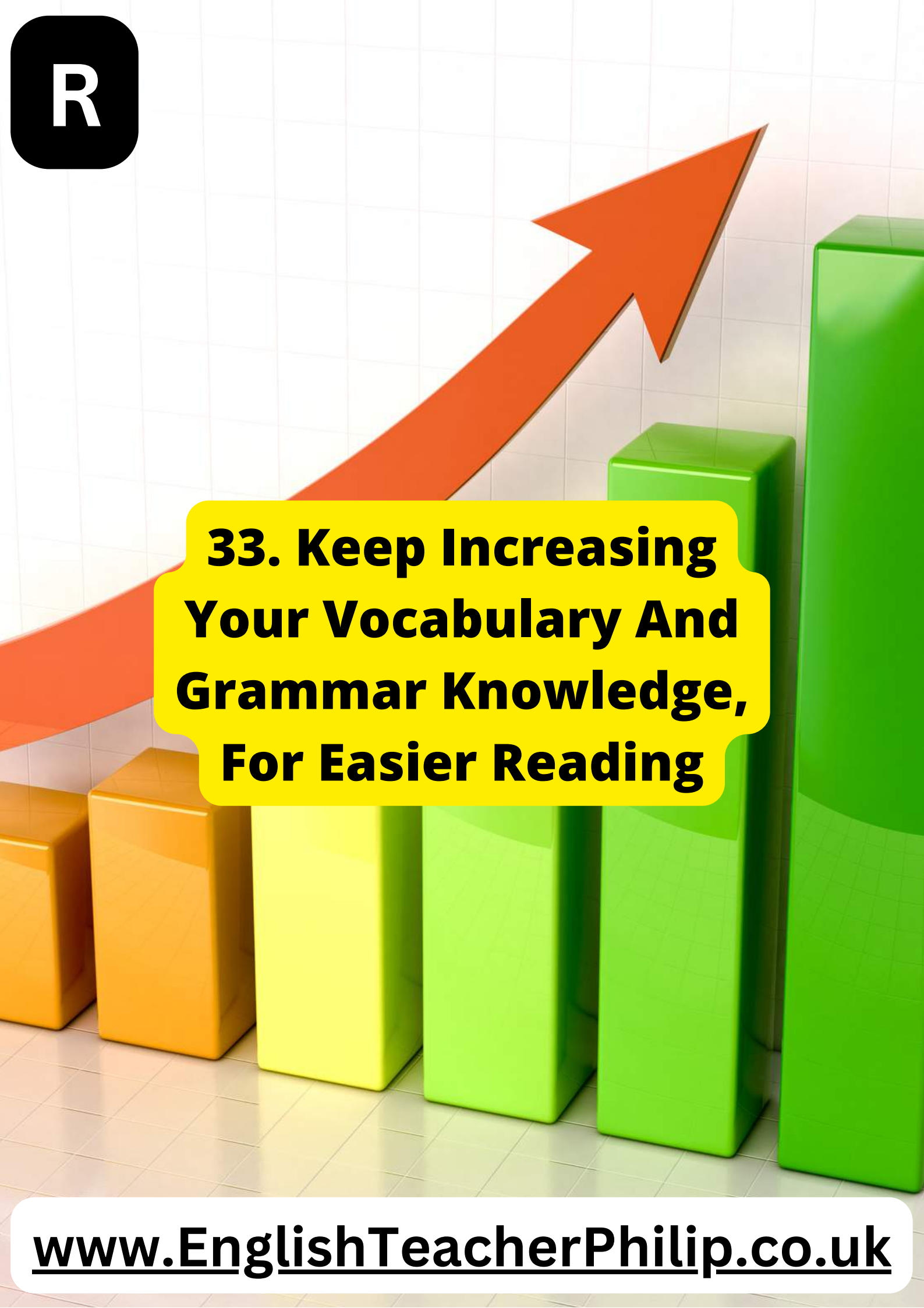
R

TIME FOR REVIEW

**32. Read Book Reviews,
To Help You
Choose Future Books
To Read**

www.EnglishTeacherPhilip.co.uk

R



**33. Keep Increasing
Your Vocabulary And
Grammar Knowledge,
For Easier Reading**

www.EnglishTeacherPhilip.co.uk

R

SOCIAL MEDIA

**34. Read Longer
Social Media
Posts, For
Varied Reading
Topics**

www.EnglishTeacherPhilip.co.uk

R

**35. Try To Increase
Your Reading Level
Progressively, But
Not By Too Much**

www.EnglishTeacherPhilip.co.uk

R

**36. Try To Keep
Progressing
Through Books,
Rather Than
Leaving Them
For Too Long**

1

3



R

**37. Try To
Read Authors
From Different
Areas And
Countries, For
Greater Variety**

www.EnglishTeacherPhilip.co.uk

The background of the image features a close-up, slightly blurred view of the American flag (stars and stripes) and the Union Jack (British flag) overlaid on it. The American flag is on the left and top, while the Union Jack is on the right and bottom.

R

**38. Try To Read
In English Rather
Than Your Native
Language, For As
Much As Possible**

www.EnglishTeacherPhilip.co.uk

R

**39. Try Reading
In Different Places,
Such As Nature,
To Help With
Focus And
Enjoyment**

www.EnglishTeacherPhilip.co.uk

R



**40. Read Quotes
From Various
Popular
Writers**

R

**41. If You Are
Busy, Try To
Read Even In
Small Amounts
During A Day**

www.EnglishTeacherPhilip.co.uk

R

**42. Consider Making
A Reading Plan
Of Books That You
Would Like To Read**

Plan

www.EnglishTeacherPhilip.co.uk

R

**43. To Read Quicker,
Use Techniques Such
As Putting Your Finger,
Or For Instance A Pen,
Under Each Word You
Are Reading**

www.EnglishTeacherPhilip.co.uk

R

**44. Translate
English
Using Google
Translate, Or
Another
Programme,
To Help With
Better
Understanding**

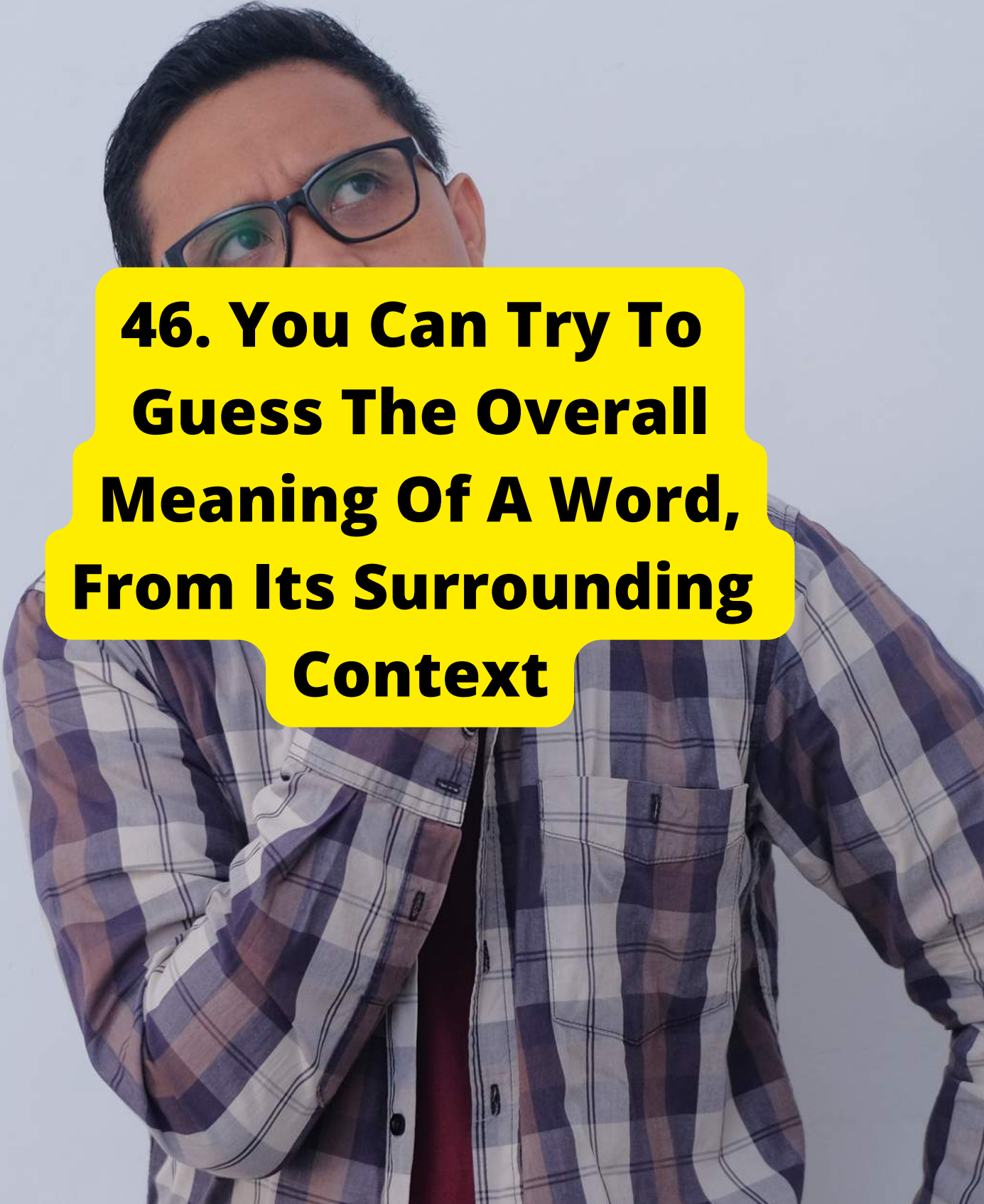
www.EnglishTeacherPhilip.co.uk

R

**45. When You Read,
Write Down New Words,
To Learn For Easier
Future Reading**

www.EnglishTeacherPhilip.co.uk


R



**46. You Can Try To
Guess The Overall
Meaning Of A Word,
From Its Surrounding
Context**

www.EnglishTeacherPhilip.co.uk

R



**47. Think Back
On How Your
English Reading
Has Improved,
To Give
Motivation**

www.EnglishTeacherPhilip.co.uk

R

OVERVIEW

**48. If Summaries
Of A Book Are
Available To Read
Beforehand,
This Could Help
With Understanding**



R

**49. You Could
Try To Read Aloud,
To Assist With
Reading
And Speaking
Improvement**

www.EnglishTeacherPhilip.co.uk

R

Estimate

**50. Estimate What
Reading Level
You Will Need
And Keep Aiming
For The Goal**

Time

ed By

S

SUNDAY

MOND

**51. Try To Use
English
Daily If
Possible**

www.EnglishTeacherPhilip.co.uk

S



**52. Speak With
Family And
Friends In English**

www.EnglishTeacherPhilip.co.uk

S

**53. Read
Aloud
When
Reading
A Book,
Etc.**

www.EnglishTeacherPhilip.co.uk

S

**54. Make Extra
Practice Time,
Such As By
Practising On
A Walk**

www.EnglishTeacherPhilip.co.uk



55. Sing In English



**56. Try To Learn
New Vocabulary To
Use, Regularly**



S

**57. Try To Increase
Your Speaking
Complexity For
Grammar And
Sentence
Structure**

GRAMMAR

www.EnglishTeacherPhilip.co.uk



58. Be Patient: Advanced English May Take Months/Years





S

59. Try To Improve Pronunciation

www.EnglishTeacherPhilip.co.uk



S

**60. Native Speakers
Link Words Together -
Google: "EnglishClub.com
Linking Speech" For
A Free Resource**

www.EnglishTeacherPhilip.co.uk

S

World

NEWS

61. Watch Professional Presenters To See How They Speak

www.EnglishTeacherPhilip.co.uk

S

quality

**62. Find Advanced
Speakers Online To
Practise With**

potential

www.EnglishTeacherPhilip.co.uk

S

REC

**63. Record
Yourself
And Listen Again**

www.EnglishTeacherPhilip.co.uk

S

**64. Listen To
Advanced English,
Stop And Repeat**

www.EnglishTeacherPhilip.co.uk

S

YES

**65. Focus On The
Correct Syllable
Stress Of A Word
- Search For Free:
"EnglishClub.com
Word Stress"**



maybe



S

**66. Ask For Advice
From Those Who
Have Learned
English Speaking
Well**

www.EnglishTeacherPhilip.co.uk

S

**67. Learn English
From An (Online)
Teacher**

www.EnglishTeacherPhilip.co.uk

S

**68. Make A Note
Of Your Weak
Speaking Areas
And Focus On
Improving Them**

www.EnglishTeacherPhilip.co.uk

S

**69. Motivate
Yourself,
By Thinking
About Your
Reasons For
Speaking English**

www.EnglishTeacherPhilip.co.uk

S

**70. Some
Words Are
Stressed -
Google:
"EnglishClub.co**

m

**Sentence
Stress"
For A Free
Resource**

www.EnglishTeacherPhilip.co.uk

S



**71. Learn Useful
Phrases - Google:
"EnglishClub.com
Functional Language"
For A Free Resource**

FREE

www.EnglishTeacherPhilip.co.uk



S



**72. Set Goals For
Each Week /
Month / Year
And Review
Your
Progress**



www.EnglishTeacherPhilip.co.uk



S

**73. Visit Or Live
In English
Speaking
Countries
Like The UK**

www.EnglishTeacherPhilip.co.uk

S

**74. Use Helpful
Apps Which
Include Audio,
Such As For
Instance
"Memrise"**

www.EnglishTeacherPhilip.co.uk

S

**75. To Learn Correct
"-ed" Pronunciation,
Search On Google
For The Free:
"EnglishClub.com
How To Pronounce -ed"**

www.EnglishTeacherPhilip.co.uk

A background of numerous colorful, 3D plastic letters in various colors (blue, yellow, orange, pink, purple, green) scattered on a light blue surface. The letters are of different sizes and orientations, creating a vibrant and playful scene.

W

**76. Increase Your
Vocabulary
Systematically**

www.EnglishTeacherPhilip.co.uk

W

**77. Join Your
Local Library
To Read
Different
Authors' Styles**

www.EnglishTeacherPhilip.co.uk

W

**78. When You
Learn New
Words, Try To
Also Use Them
In Writing
Soon After**

www.EnglishTeacherPhilip.co.uk

W

**79. Use A
Computer
Spellchecker,
To Review
Your Writing**

PROOFREAD



SPELLING



GRAMMAR

www.EnglishTeacherPhilip.co.uk

W

**80. Get A
Skilled Person
To Review And
Correct Your
Writing**

REVIEW

www.EnglishTeacherPhilip.co.uk

W

**81. Count Which
Errors You Make
From Corrected
Writing And Put
The Totals In A
Spreadsheet**



www.EnglishTeacherPhilip.co.uk

A close-up, low-angle shot of a person's legs and feet as they run on a red athletic track. The person is wearing white socks with blue stripes at the top and white sneakers with black and purple accents. The background is blurred, showing other runners in the distance.

W

**82. Learn Linking
Words To Start
Sentences And
Join Phrases**

www.EnglishTeacherPhilip.co.uk



W

**83. Make A
Study Group
With Others,
Who Are Trying
To Improve
Their Writing**

www.EnglishTeacherPhilip.co.uk

W

**84. Ask
Questions
In Forums
From Expert
English Users**

www.EnglishTeacherPhilip.co.uk

W

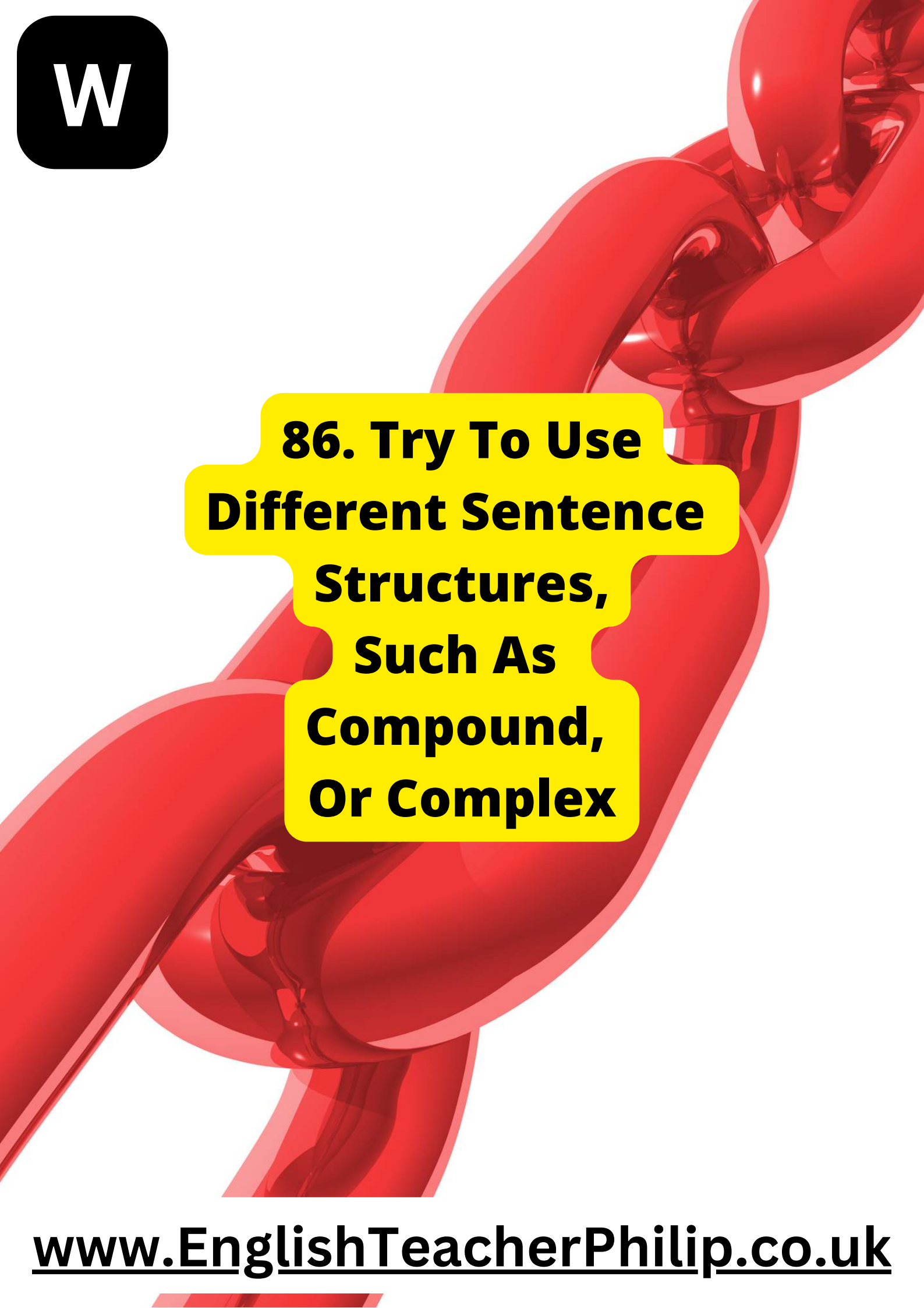
Grammar

**85. Try To Vary
Grammar Tenses,
Rather Than
Being Too Limited**

www.EnglishTeacherPhilip.co.uk



W



**86. Try To Use
Different Sentence
Structures,
Such As
Compound,
Or Complex**

www.EnglishTeacherPhilip.co.uk

W

**87. Utilise The
Excellent Free
English Dictionaries
Online, Such As
From Cambridge**

Dictionary

www.EnglishTeacherPhilip.co.uk

W

**88. Use A Thesaurus
To Find Synonyms,
Such As Thesaurus.com**

www.EnglishTeacherPhilip.co.uk

W



www.EnglishTeacherPhilip.co.uk

W

**90. Buy Books
For Your Own
Home Library
To Review
Others' Writing**

www.EnglishTeacherPhilip.co.uk

W

**91. Try Not To
Write Too Long
Or Short
Paragraphs**



W

**92. Study How To
Use Different
Punctuation
In Sentences,
Such
As Semi-colons,
Etc.**

www.EnglishTeacherPhilip.co.uk

W

**93. Try To Read
Different
Types Of English,
Such As Essays
Or Biographies, Etc.**

www.EnglishTeacherPhilip.co.uk

W

**94. Try To Enjoy
Writing And
Improving
Your Skill Level,
For The Benefit
Of Your Readers**



www.EnglishTeacherPhilip.co.uk




W

95. Learn Idiomatic Phrases, Such As "In A Nutshell", Etc.

www.EnglishTeacherPhilip.co.uk

W



**96. Utilise Useful
Free Or Paid Apps
For Learning
Vocabulary**

www.EnglishTeacherPhilip.co.uk

W

**97. Review Your
Writing
Improvement
By Comparing
Your Older And
Newer Writing**

NEW

OLD

W

**98. Recognise
That Learning
Good Writing
Skills Can
Take Much Time
And Effort**



www.EnglishTeacherPhilip.co.uk

A stack of ten books with colorful covers in shades of yellow, orange, red, green, blue, and purple. The books are stacked vertically, with some showing their spines and pages. A black rounded square with a white letter 'W' is in the top left corner.

W

**99. Consider Trying
To Write Articles
Or (Short) Books,
To Increase The
Challenge**

www.EnglishTeacherPhilip.co.uk

W

**100. Keep
Remembering
Why You Are
Trying To
Improve Your
Writing**

remember

www.EnglishTeacherPhilip.co.uk



English Teacher Philip

- **UK Native Speaker**
- **First Taught Offline In 1996
(With Breaks)**
- **Teaching Online 2007+**

info@EnglishTeacherPhilip.co.uk

+447956366761

www.EnglishTeacherPhilip.co.uk