

# 100 IELTS TIPS:

**LISTENING,  
READING,  
SPEAKING,  
WRITING +  
OVERALL**





# English Teacher Philip

- **UK Native Speaker**
- **First Taught Offline In 1996  
(With Breaks)**
- **Teaching Online 2007+**

**info@EnglishTeacherPhilip.co.uk**

**+447956366761**

**www.EnglishTeacherPhilip.co.uk**



L

11:00

80%

**1. For Practising  
Listening, Do Not  
Worry About Repeating  
The Audio - As You  
Progress, Try To  
Repeat It Less**

[www.EnglishTeacherPhilip.co.uk](http://www.EnglishTeacherPhilip.co.uk)



**2. For The Listening Exam, Try Slowing Down The Audio, If It Is Too Difficult To Listen To At The Normal Speed**

L

**3. For The Listening Exam, Try To Read The Questions In Advance And Anticipate What Type Of Information To Listen Out For**

[www.EnglishTeacherPhilip.co.uk](http://www.EnglishTeacherPhilip.co.uk)

L

**4. For The Listening Exam, Try Listening To Different Types Of Speakers: Female/Male And British/Australian, Etc.**

**[www.EnglishTeacherPhilip.co.uk](http://www.EnglishTeacherPhilip.co.uk)**



L

**5. For Useful Sources  
Of Listening To Different  
Countries' Accents,  
Try Viewing  
British/Australian, Etc.,  
News Reports On YouTube**

**[www.EnglishTeacherPhilip.co.uk](http://www.EnglishTeacherPhilip.co.uk)**

L

**6. For The Listening Exam, Remember That It Will Only Play The Audio One Time**

**[www.EnglishTeacherPhilip.co.uk](http://www.EnglishTeacherPhilip.co.uk)**



**7. For The Computer Listening Exam, You Have 2 Minutes At The End, And For The Paper Exam 10 Minutes To Transfer Your Answers To The Answer Sheet**

L

**8. For The  
Listening Exam,  
Be Prepared That  
Multiple Answers  
May Come Quickly**

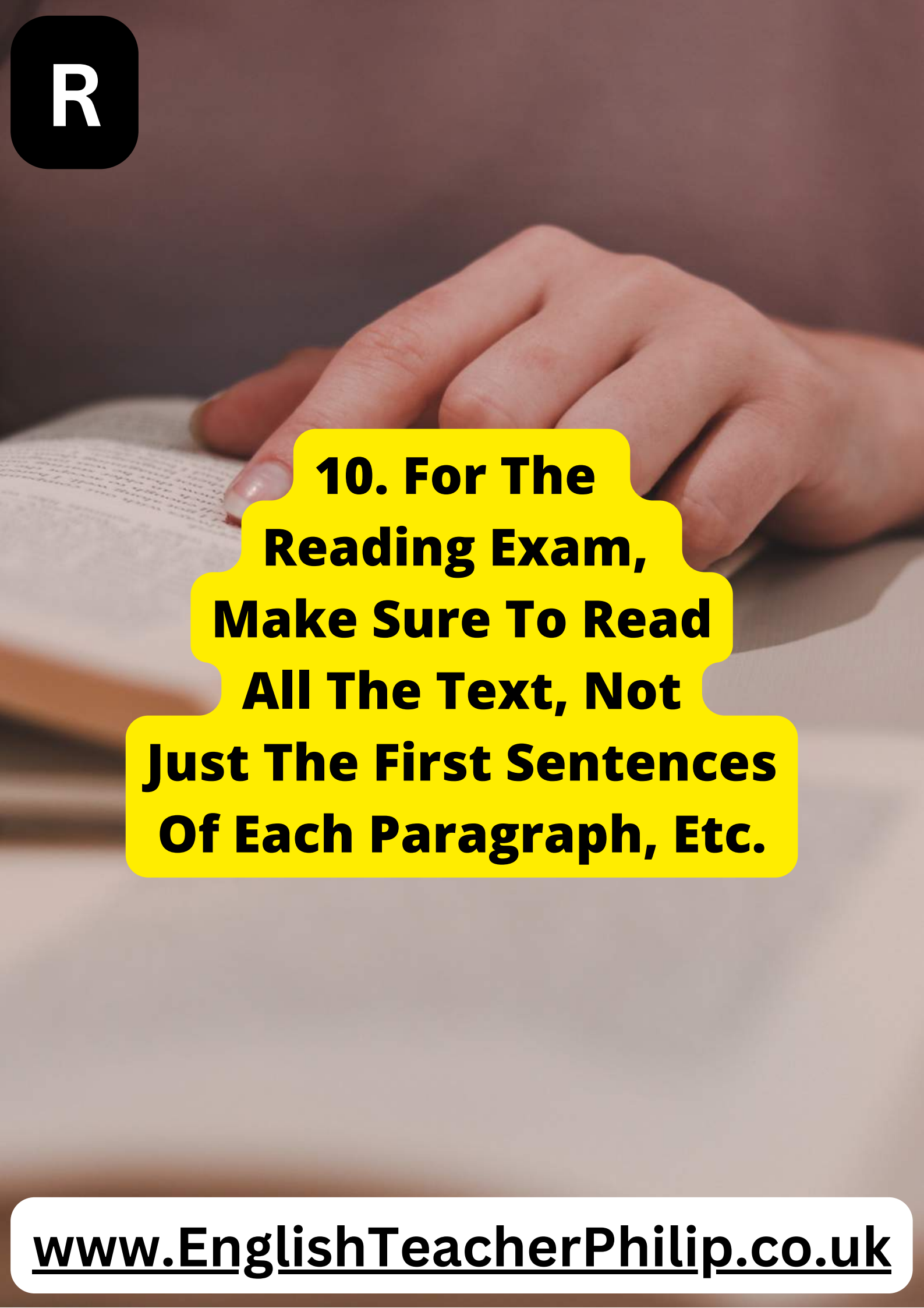
[www.EnglishTeacherPhilip.co.uk](http://www.EnglishTeacherPhilip.co.uk)



**9. For The  
Listening Exam,  
Pay Attention  
To Listening  
For Any Plurals**

**[www.EnglishTeacherPhilip.co.uk](http://www.EnglishTeacherPhilip.co.uk)**

**R**



**10. For The Reading Exam, Make Sure To Read All The Text, Not Just The First Sentences Of Each Paragraph, Etc.**

**[www.EnglishTeacherPhilip.co.uk](http://www.EnglishTeacherPhilip.co.uk)**

**R**

**11. For The Reading  
Exam, Consider  
Prioritising Answering  
The Question  
Types You Find  
Most Difficult**

**[www.EnglishTeacherPhilip.co.uk](http://www.EnglishTeacherPhilip.co.uk)**

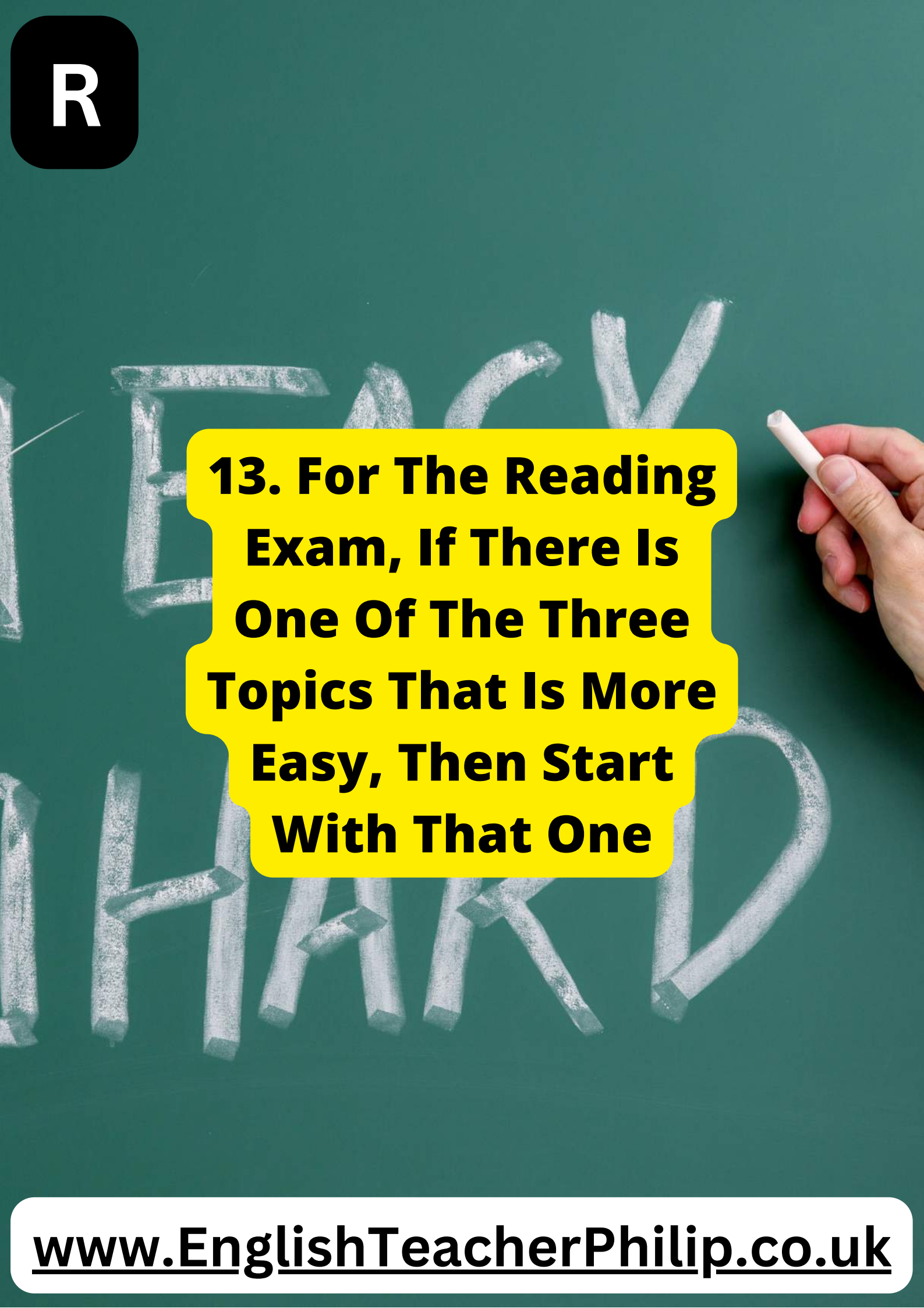


**R**

**12. For The Reading  
Exam, Pay Close  
Attention To The Time  
When Answering,  
To Try And Not Run Out**

**[www.EnglishTeacherPhilip.co.uk](http://www.EnglishTeacherPhilip.co.uk)**

R



**13. For The Reading Exam, If There Is One Of The Three Topics That Is More Easy, Then Start With That One**

[www.EnglishTeacherPhilip.co.uk](http://www.EnglishTeacherPhilip.co.uk)

**R**

**14. For The Reading Exam, Try To Create A Schedule, Such As Reading The Questions For 3 Minutes And The Text For 7 Minutes, Etc.**

**[www.EnglishTeacherPhilip.co.uk](http://www.EnglishTeacherPhilip.co.uk)**

**L + R**

**15. For Both Exams,  
Try To Check  
Your Answers  
After Writing  
Them**

**[www.EnglishTeacherPhilip.co.uk](http://www.EnglishTeacherPhilip.co.uk)**

**L + R**

**16. Make Sure  
That The Writing  
For Your Answers  
Is Clear**

**[www.EnglishTeacherPhilip.co.uk](http://www.EnglishTeacherPhilip.co.uk)**

**L + R**

**17. For The Listening  
And Reading Exams,  
Try To Spell Correctly,  
As Far As Possible**

**[www.EnglishTeacherPhilip.co.uk](http://www.EnglishTeacherPhilip.co.uk)**

**L + R**

**GUIDE**

**18. For The  
Listening And  
Reading Exams,  
Follow All The  
Instructions  
Precisely**

**[www.EnglishTeacherPhilip.co.uk](http://www.EnglishTeacherPhilip.co.uk)**

**L + R**

**19. You Will  
Not Get Minus  
Grading For  
False Answers -  
Try To Answer  
Every Question**

**[www.EnglishTeacherPhilip.co.uk](http://www.EnglishTeacherPhilip.co.uk)**

**L + R**

**20. Try To Do  
Practice Listening  
And Reading  
Exams Multiple  
Times A Week  
To Improve**

**[www.EnglishTeacherPhilip.co.uk](http://www.EnglishTeacherPhilip.co.uk)**

**L + R**

**21. For The  
Reading And  
Listening Exams,  
You May Be Able  
To Practice Much  
Without A Teacher**

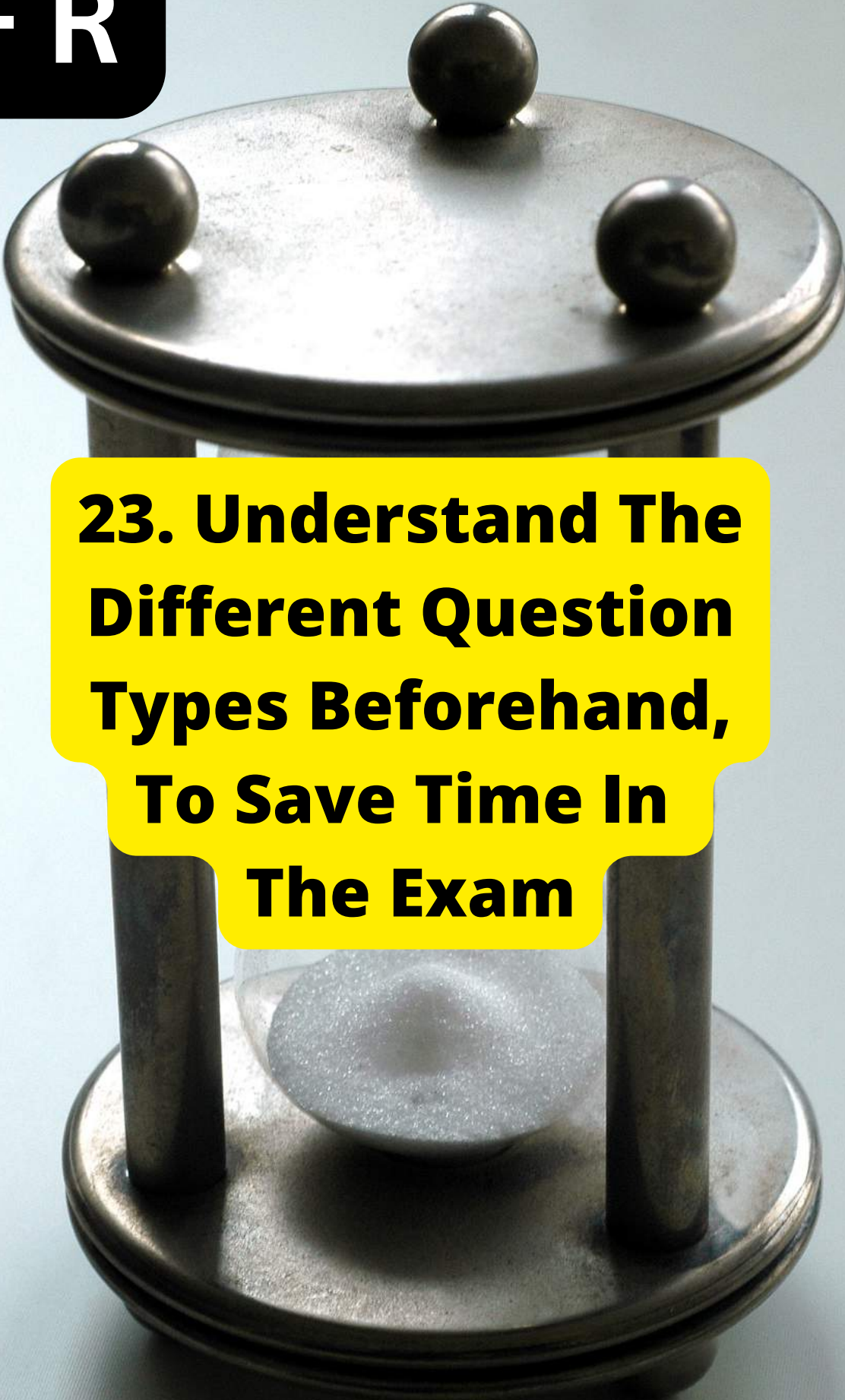
**[www.EnglishTeacherPhilip.co.uk](http://www.EnglishTeacherPhilip.co.uk)**

**L + R**

**22. For The Exams,  
If You Cannot Answer  
A Question, Move On  
To The Next One  
And Plan To Come  
Back Later**

**[www.EnglishTeacherPhilip.co.uk](http://www.EnglishTeacherPhilip.co.uk)**

**L + R**



**23. Understand The  
Different Question  
Types Ahead,  
To Save Time In  
The Exam**

**[www.EnglishTeacherPhilip.co.uk](http://www.EnglishTeacherPhilip.co.uk)**

**L + R**

**24. Before The Exams  
Finish, If You Still  
Are Not Fully Sure  
Of The Answer, Try  
Writing The Answer  
You Calculate Most Likely**

**[www.EnglishTeacherPhilip.co.uk](http://www.EnglishTeacherPhilip.co.uk)**

**L + R**

**25. To Make A Challenge, You Could Try Speeding Up The Audio For A Listening Exam And Giving Less Time For A Reading Exam**

**[www.EnglishTeacherPhilip.co.uk](http://www.EnglishTeacherPhilip.co.uk)**

S



**26. Try Not To  
Speak Too Fast,  
Or Too Slowly**

[www.EnglishTeacherPhilip.co.uk](http://www.EnglishTeacherPhilip.co.uk)

S



**27. Be Careful  
About Making  
Too Many Small  
Errors**

[www.EnglishTeacherPhilip.co.uk](http://www.EnglishTeacherPhilip.co.uk)

S

**28. For The Cue Card  
Section, Try To Make  
About 15 Bullet  
Points, If Possible,  
To Speak About**

*Notes*



[www.EnglishTeacherPhilip.co.uk](http://www.EnglishTeacherPhilip.co.uk)



S

**29. Try To Talk  
About Easier  
Topics, As Far  
As Practical**

**[www.EnglishTeacherPhilip.co.uk](http://www.EnglishTeacherPhilip.co.uk)**

S

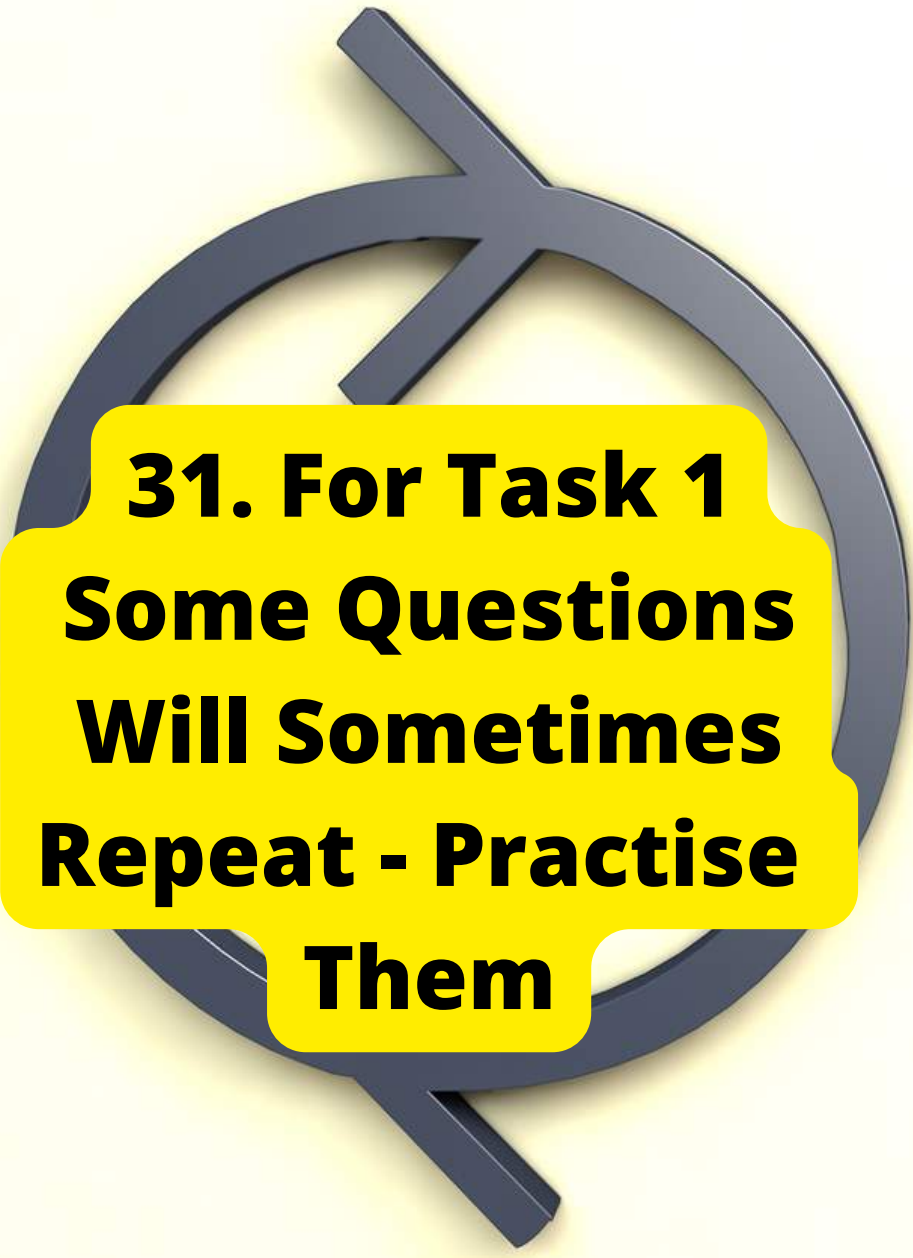
SUNDAY

MOND

**30. Try To Practise  
Speaking In  
English As Often  
As Possible**

[www.EnglishTeacherPhilip.co.uk](http://www.EnglishTeacherPhilip.co.uk)

S



**31. For Task 1  
Some Questions  
Will Sometimes  
Repeat - Practise  
Them**

**[www.EnglishTeacherPhilip.co.uk](http://www.EnglishTeacherPhilip.co.uk)**

S

**32. Bring A Bottle  
Of Water, To  
Assist With  
Speaking**

S

**33. Understand The Grading: Fluency And Coherence, Lexical Resource, Grammatical Range and Accuracy, and Pronunciation**

[www.EnglishTeacherPhilip.co.uk](http://www.EnglishTeacherPhilip.co.uk)

S

**34. Try To Do  
Plenty Of  
Practice  
Speaking  
Exams**

**[www.EnglishTeacherPhilip.co.uk](http://www.EnglishTeacherPhilip.co.uk)**

S

**35. If You  
Do Not  
Understand  
A Question  
Ask The  
Examiner**

**[www.EnglishTeacherPhilip.co.uk](http://www.EnglishTeacherPhilip.co.uk)**

A man with a beard, wearing a dark blue suit jacket, a white dress shirt, and a black necktie, is shown from the chest up. He is in the process of buttoning his jacket. The background is a plain, light grey color.

S

**36. Try To Dress  
Smartly And In A  
Way That You  
Feel Confident**

**[www.EnglishTeacherPhilip.co.uk](http://www.EnglishTeacherPhilip.co.uk)**

S

**37. Look At  
Any Body  
Language Of  
The Examiner,  
To Undersand  
Questions Better**

[www.EnglishTeacherPhilip.co.uk](http://www.EnglishTeacherPhilip.co.uk)

S

**38. Try To Think  
At Least  
Briefly, Before  
Answering  
More Difficult  
Questions**

[www.EnglishTeacherPhilip.co.uk](http://www.EnglishTeacherPhilip.co.uk)



S



**40. Think About  
Examples You  
Could Try And  
Use For Different  
Topics, Such As  
Sport, Etc.**

[www.EnglishTeacherPhilip.co.uk](http://www.EnglishTeacherPhilip.co.uk)

S

**41. If The Questions  
Are Easier, Try To Speak  
More - If Difficult,  
Answer Them, Without  
Speaking Too Long**

**[www.EnglishTeacherPhilip.co.uk](http://www.EnglishTeacherPhilip.co.uk)**

S



**42. If You Notice  
You Made A  
Mistake, Try To  
Correct Yourself.**

S

**43. Try Recording  
Yourself Speaking  
During Practice  
And Listen Again**


**[www.EnglishTeacherPhilip.co.uk](http://www.EnglishTeacherPhilip.co.uk)**

S

**44. Listen To  
Expert  
Model Answers  
To Try And  
Improve Also**

**[www.EnglishTeacherPhilip.co.uk](http://www.EnglishTeacherPhilip.co.uk)**

S

A woman with brown hair, wearing a black and white striped shirt, is shown on a laptop screen. The screen is part of a silver laptop on a wooden desk. The background is a blurred indoor setting with a window and a white chair. The text is overlaid on the screen in a yellow speech bubble.

**45. Hire An (Online)  
Teacher To  
Give Feedback  
And Assistance**

[www.EnglishTeacherPhilip.co.uk](http://www.EnglishTeacherPhilip.co.uk)

S



**46. Try To Avoid  
Too Many  
Hesitation  
Words, Like  
"Um", Etc.**

S

**47. As A General  
"Cautious" Principle,  
Try Not To Be Overly  
Controversial  
In Opinions You Give**

[www.EnglishTeacherPhilip.co.uk](http://www.EnglishTeacherPhilip.co.uk)

S

**48. Prepare  
Initial Phrases You  
Can Use, Such As  
"In My  
Opinion...", Etc.**

[www.EnglishTeacherPhilip.co.uk](http://www.EnglishTeacherPhilip.co.uk)

S

# irrelevant

**49. Try To Include  
Idioms That Are  
Relevant For The  
Question**

[www.EnglishTeacherPhilip.co.uk](http://www.EnglishTeacherPhilip.co.uk)

S

**50. Try To  
Speak As  
Clearly As  
Possible, For  
The Examiner  
To Understand**

[www.EnglishTeacherPhilip.co.uk](http://www.EnglishTeacherPhilip.co.uk)



W

**51. Increase Your  
Vocabulary  
Systematically**

**[www.EnglishTeacherPhilip.co.uk](http://www.EnglishTeacherPhilip.co.uk)**



W



**52. Join Your  
Local Library  
To Read  
Different  
Authors' Styles**

**[www.EnglishTeacherPhilip.co.uk](http://www.EnglishTeacherPhilip.co.uk)**

**W**

**53. When You  
Learn New  
Words, Try To  
Also Use Them  
In Writing  
Soon After**

**[www.EnglishTeacherPhilip.co.uk](http://www.EnglishTeacherPhilip.co.uk)**

**W**

**54. Use A  
Computer  
Spellchecker,  
To Review  
Your Writing**

**[www.EnglishTeacherPhilip.co.uk](http://www.EnglishTeacherPhilip.co.uk)**

W



**55. Get A  
Skilled Person  
To Review And  
Correct Your Writing**

[www.EnglishTeacherPhilip.co.uk](http://www.EnglishTeacherPhilip.co.uk)

W

**56. Count Which Errors You Make From Corrected Writing And Put The Totals In A Spreadsheet**

**W**



**57. Learn Linking  
Words To Start  
Sentences And  
Join Phrases**

**[www.EnglishTeacherPhilip.co.uk](http://www.EnglishTeacherPhilip.co.uk)**

**W**

**58. Make A  
Study Group  
With Others,  
Who Are Trying  
To Improve  
Their Writing**

**[www.EnglishTeacherPhilip.co.uk](http://www.EnglishTeacherPhilip.co.uk)**

W

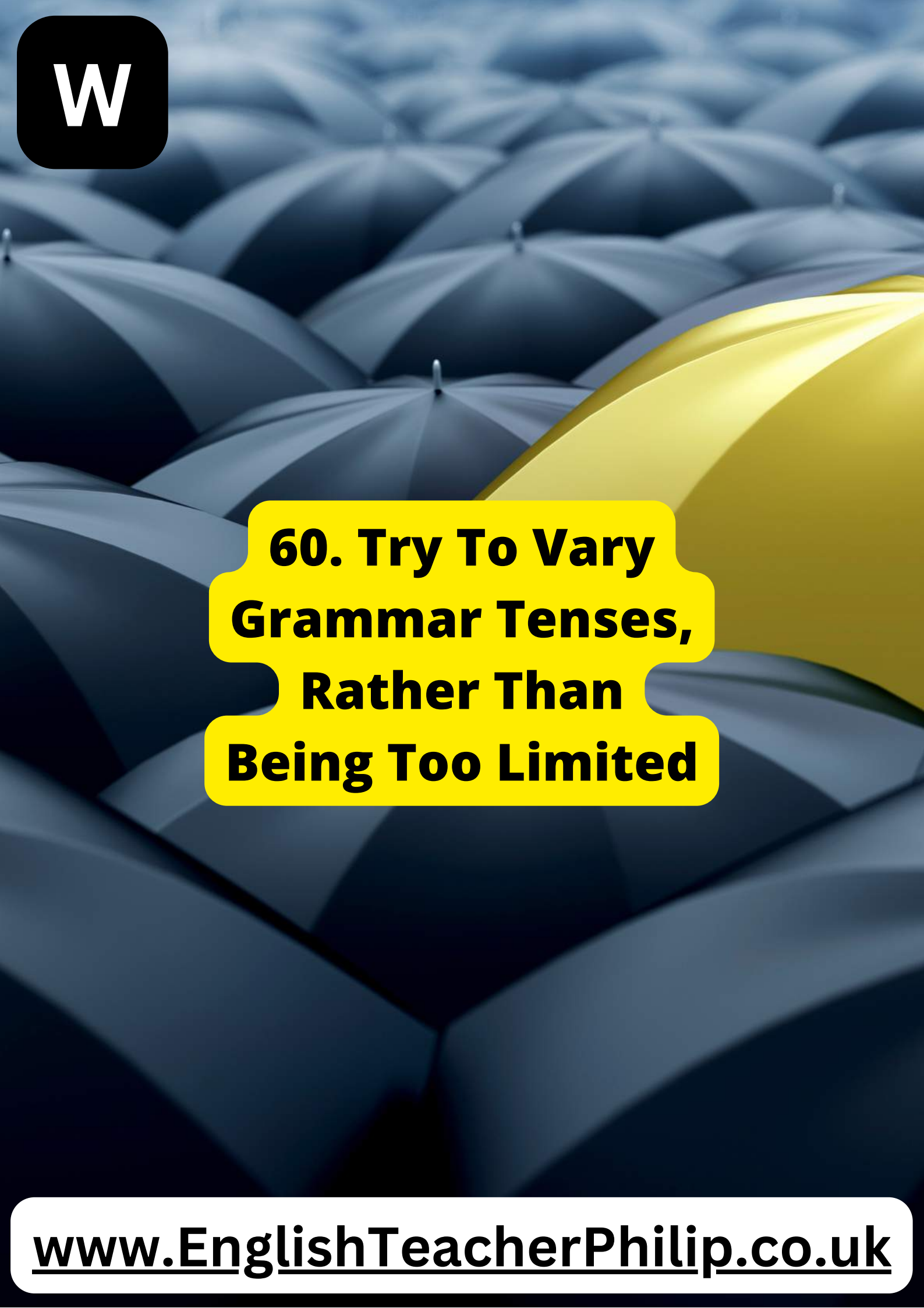
FORUM

**59. Ask  
Questions  
In Forums  
From Expert  
English Users**

[www.EnglishTeacherPhilip.co.uk](http://www.EnglishTeacherPhilip.co.uk)



W





**60. Try To Vary  
Grammar Tenses,  
Rather Than  
Being Too Limited**

[www.EnglishTeacherPhilip.co.uk](http://www.EnglishTeacherPhilip.co.uk)



W



**61. Try To Use  
Different Sentence  
Structures,  
Such As  
Compound,  
Or Complex**

W

**62. Utilise The  
Excellent Free  
English Dictionaries  
Online, Such As  
From Cambridge**

[www.EnglishTeacherPhilip.co.uk](http://www.EnglishTeacherPhilip.co.uk)

W

**63. Use A  
Thesaurus  
To Find  
Synonyms,  
Such As  
Thesaurus.com**



**[www.EnglishTeacherPhilip.co.uk](http://www.EnglishTeacherPhilip.co.uk)**

W

# THE NEWS

---

**64. Read Some  
Of The Free Online  
Newspapers,  
Such As  
The British  
"Guardian", Etc.**

W



**65. Buy Books  
For Your Own  
Home Library  
To Review  
Others' Writing**

[www.EnglishTeacherPhilip.co.uk](http://www.EnglishTeacherPhilip.co.uk)

**W**

**66. Try Not To  
Write Too Long  
Or Short  
Paragraphs**

**[www.EnglishTeacherPhilip.co.uk](http://www.EnglishTeacherPhilip.co.uk)**

The background consists of several overlapping, brightly colored paper scraps in shades of blue, red, orange, yellow, and light green. Scattered across these scraps are large, bold, black punctuation marks: a question mark, an exclamation point, and a comma. In the top left corner, there is a black speech bubble containing a white letter 'W'.

W

**67. Study How To Use  
Different Punctuation  
In Sentences, Such  
As Semi-colons, Etc.**

[www.EnglishTeacherPhilip.co.uk](http://www.EnglishTeacherPhilip.co.uk)

W

**68. Try To Read  
Different  
Types Of English,  
Such As Essays  
Or Biographies, Etc.**

[www.EnglishTeacherPhilip.co.uk](http://www.EnglishTeacherPhilip.co.uk)



W



**69. Try To Enjoy  
Writing And  
Improving  
Your Skill Level,  
For The Benefit  
Of Your Readers**

**[www.EnglishTeacherPhilip.co.uk](http://www.EnglishTeacherPhilip.co.uk)**


**W**

**70. Learn  
Idiomatic  
Phrases, Such  
As "In A  
Nutshell", Etc.**

**[www.EnglishTeacherPhilip.co.uk](http://www.EnglishTeacherPhilip.co.uk)**



W



**71. Utilise Useful  
Free Or Paid Apps  
For Learning  
Vocabulary**

[www.EnglishTeacherPhilip.co.uk](http://www.EnglishTeacherPhilip.co.uk)

W

**72. Review Your  
Writing  
Improvement  
By Comparing  
Your Older And  
Newer Writing**



[www.EnglishTeacherPhilip.co.uk](http://www.EnglishTeacherPhilip.co.uk)

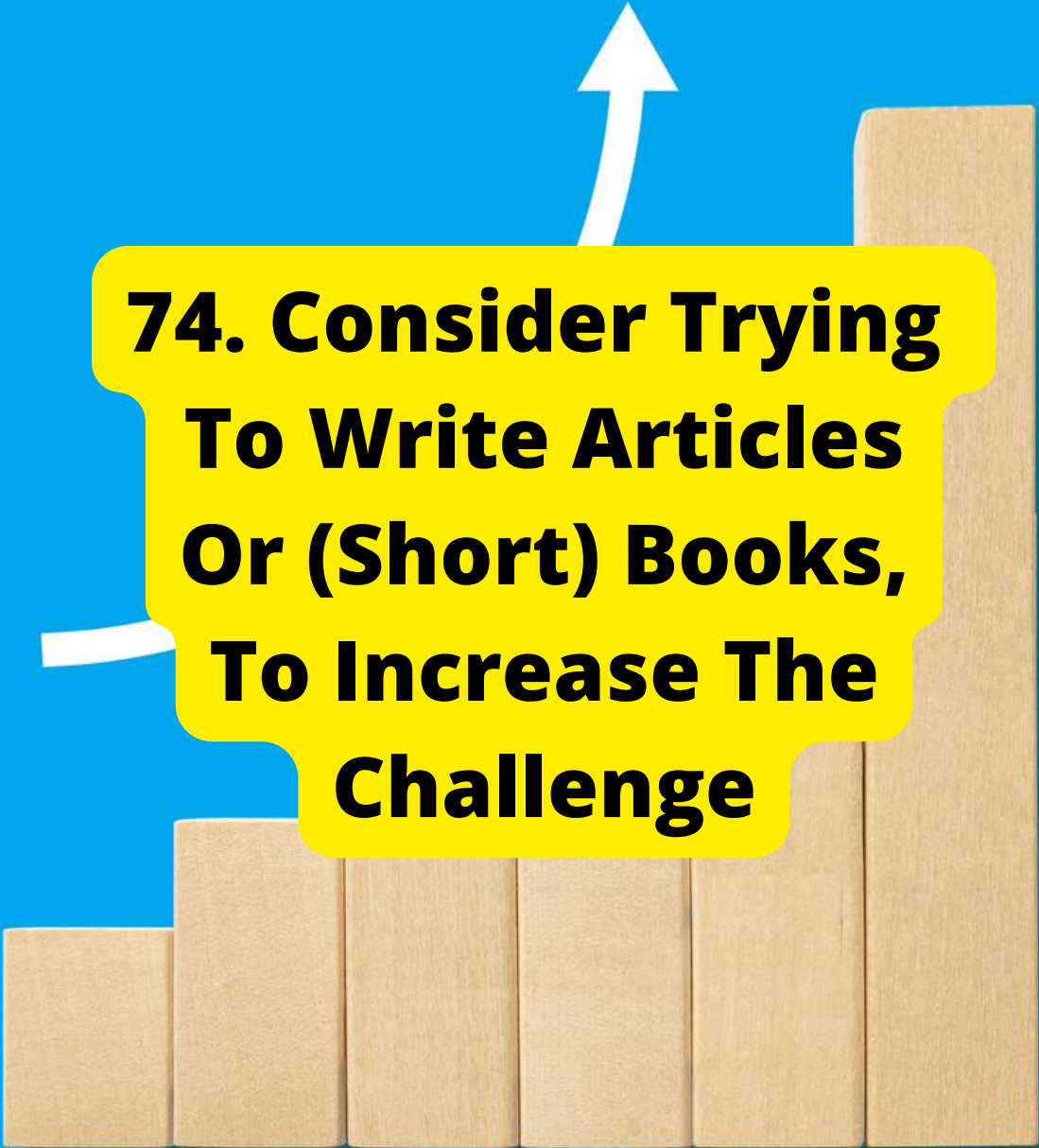
**W**

**73. Recognise  
That Learning  
Good Writing  
Skills Can  
Take Much Time  
And Effort**

**FUTURE**

[www.EnglishTeacherPhilip.co.uk](http://www.EnglishTeacherPhilip.co.uk)

**W**



**74. Consider Trying  
To Write Articles  
Or (Short) Books,  
To Increase The  
Challenge**

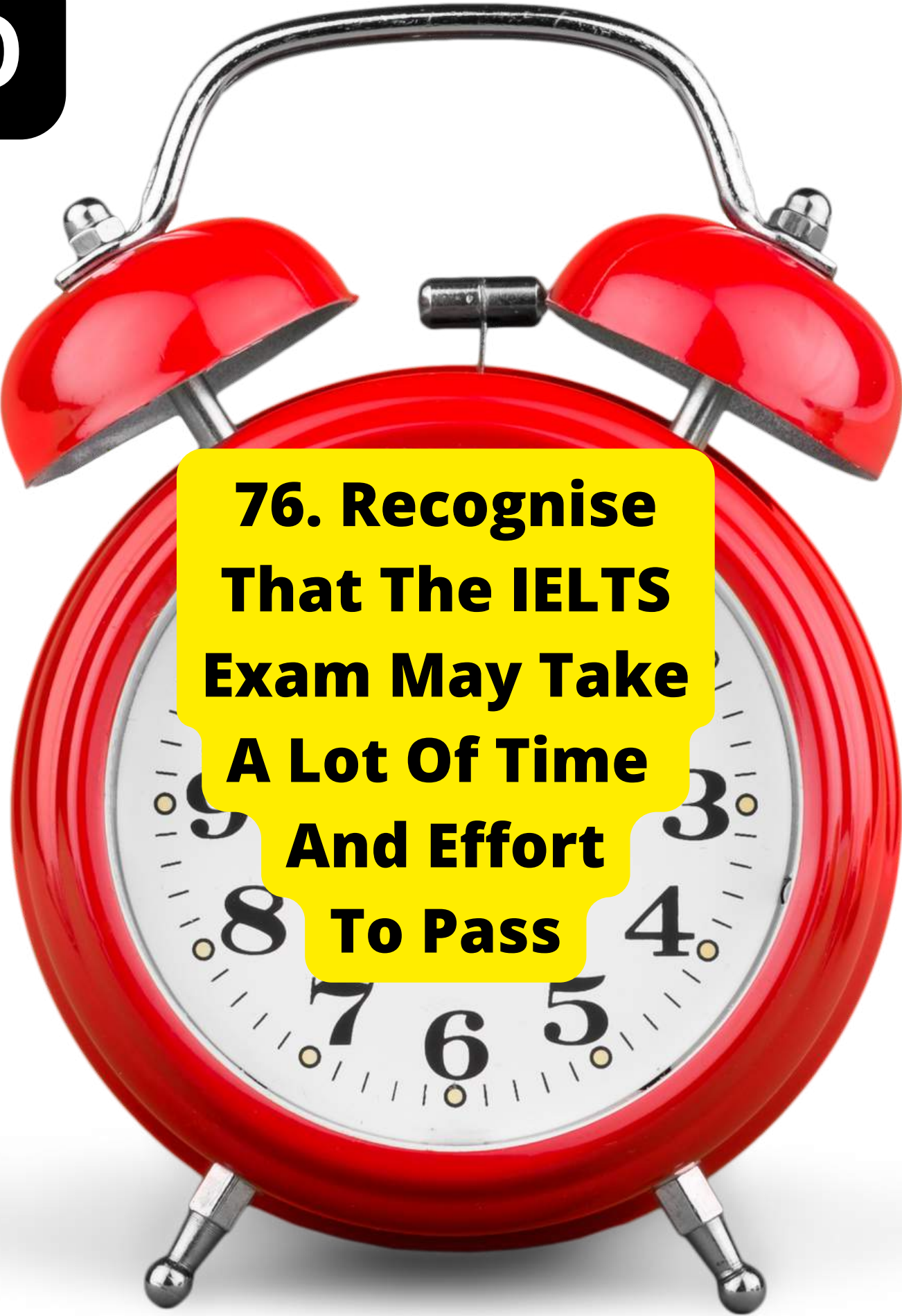
**[www.EnglishTeacherPhilip.co.uk](http://www.EnglishTeacherPhilip.co.uk)**

**W**

**75. Keep  
Remembering  
Why You Are  
Trying To  
Improve Your  
Writing**

**[www.EnglishTeacherPhilip.co.uk](http://www.EnglishTeacherPhilip.co.uk)**

0



**76. Recognise  
That The IELTS  
Exam May Take  
A Lot Of Time  
And Effort  
To Pass**

0

# FREE TIME

**77. Set Aside  
Enough Free  
Time From  
Your Schedule**

[www.EnglishTeacherPhilip.co.uk](http://www.EnglishTeacherPhilip.co.uk)

0

**78. Hire A  
Teacher To  
Guide You  
Through The  
Overall  
Process**

**[www.EnglishTeacherPhilip.co.uk](http://www.EnglishTeacherPhilip.co.uk)**

0

**79. Try To Only  
Book An Exam  
Once You Are  
Properly  
Prepared**

**WAIT**

[www.EnglishTeacherPhilip.co.uk](http://www.EnglishTeacherPhilip.co.uk)

0



**80. Focus On  
Improving  
Weak Areas  
More Than  
Strengths**

[www.EnglishTeacherPhilip.co.uk](http://www.EnglishTeacherPhilip.co.uk)

0

A red marker pen is positioned diagonally on the right side of the page. To its left, a red checkmark is drawn on a white background. The text is centered within a yellow, cloud-like shape.

**81. Find Out  
Precisely What  
Grade(s) Are  
Needed For Your  
Different  
Universities /  
Immigration, Etc.**

[www.EnglishTeacherPhilip.co.uk](http://www.EnglishTeacherPhilip.co.uk)

O

Help

**82. Seek Out Useful  
Resources, Such  
As YouTube  
Channels, Etc.**

**[www.EnglishTeacherPhilip.co.uk](http://www.EnglishTeacherPhilip.co.uk)**

0

**83. Try To Get  
Enough Sleep  
In The Days  
Leading Up To  
The Exam,  
To Feel Alert**

**[www.EnglishTeacherPhilip.co.uk](http://www.EnglishTeacherPhilip.co.uk)**

0

**84. Have Enough  
Suitable Food  
Beforehand,  
Although Be  
Careful Not To  
Overload**

O

Care

**85. Be Careful  
Not To Underestimate  
The Exam, To Try And  
Avoid Having  
To Repeat It**

[www.EnglishTeacherPhilip.co.uk](http://www.EnglishTeacherPhilip.co.uk)

0

**86. Calculate The  
Advantages Of  
Taking The Computer  
Vs Paper Exam For  
Your Skills**

**[www.EnglishTeacherPhilip.co.uk](http://www.EnglishTeacherPhilip.co.uk)**


A woman with curly blonde hair is sitting on a grey sofa, wearing a mustard yellow knitted sweater and blue jeans. She is holding a white mug with a black floral pattern. The background is a bright, indoor setting with a window and a framed picture on the wall. A large yellow text box is overlaid on the center of the image.

O

**87. Try To Stay  
Relaxed As  
Much As  
Possible Before  
The Exam**

**[www.EnglishTeacherPhilip.co.uk](http://www.EnglishTeacherPhilip.co.uk)**

0



**88. Recognise That  
The IELTS Exam  
Is A Key To  
Achieve Your  
Future Goals**

**[www.EnglishTeacherPhilip.co.uk](http://www.EnglishTeacherPhilip.co.uk)**

O

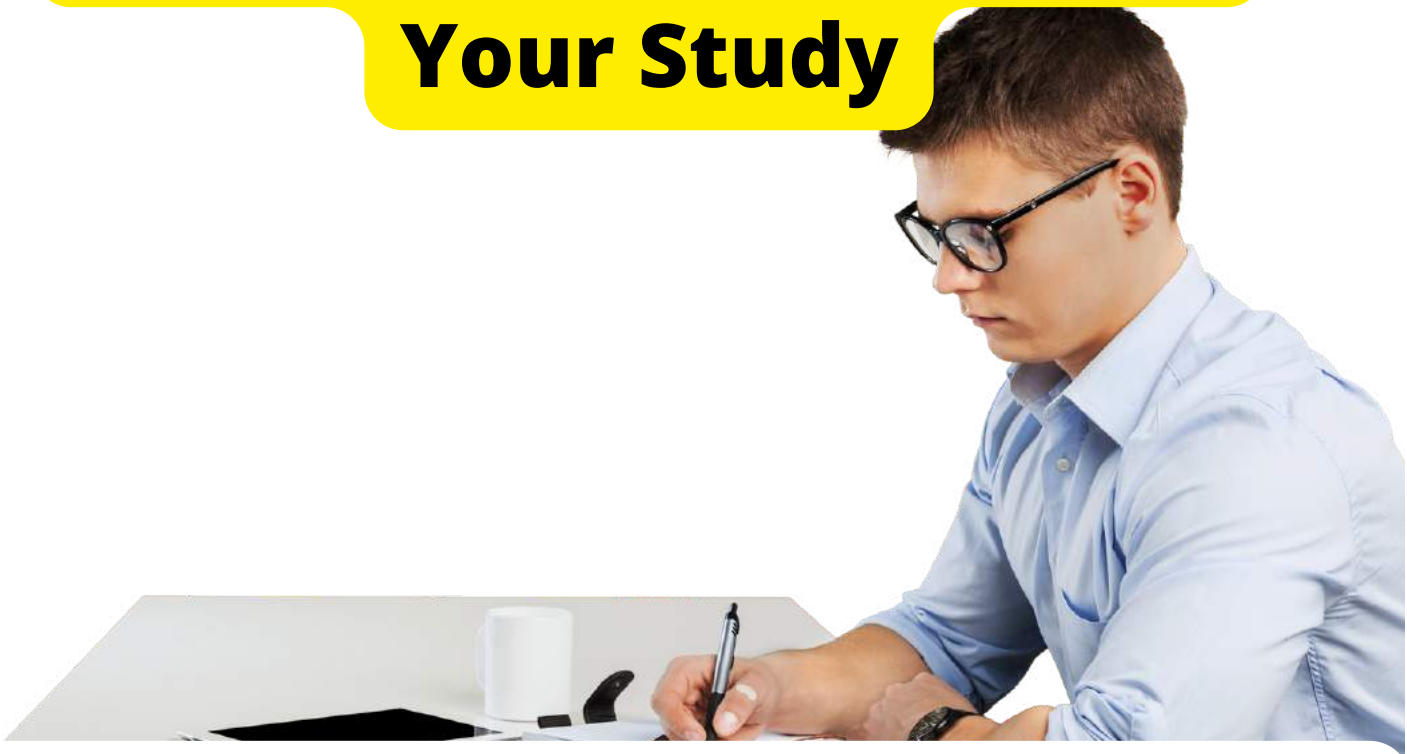
**BE PREPARED**

**89. Be Prepared  
To Pay For  
Necessary Items,  
Such As Practice  
Reading And  
Listening Exams**

**[www.EnglishTeacherPhilip.co.uk](http://www.EnglishTeacherPhilip.co.uk)**

O

**90. Test Your Level  
At The Beginning, For The  
Sections Needed And  
Continuously Throughout  
Your Study**



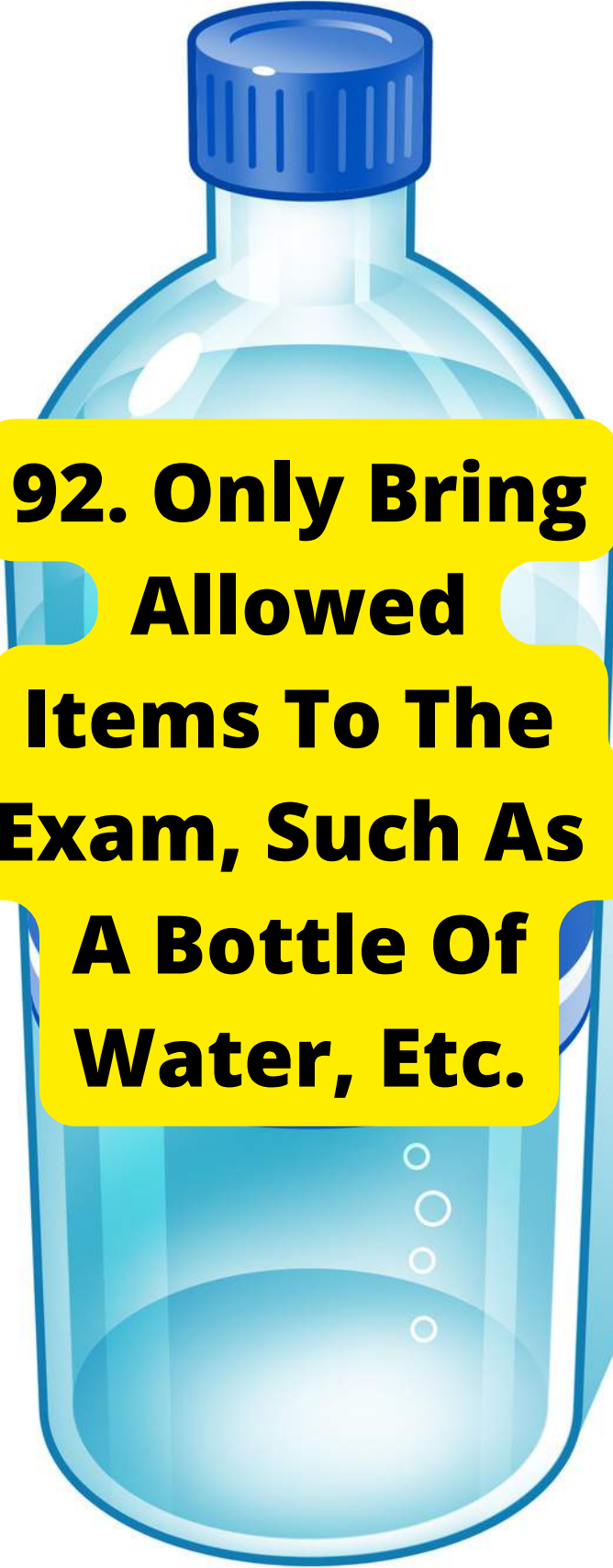
**[www.EnglishTeacherPhilip.co.uk](http://www.EnglishTeacherPhilip.co.uk)**

0

**91. Find Support  
From Others  
Also Taking  
The Exam**


**[www.EnglishTeacherPhilip.co.uk](http://www.EnglishTeacherPhilip.co.uk)**

0



**92. Only Bring  
Allowed  
Items To The  
Exam, Such As  
A Bottle Of  
Water, Etc.**

O



**93. Calculate  
The Amount Of  
Time You Need  
To Get To The Test  
Center On Time**

[www.EnglishTeacherPhilip.co.uk](http://www.EnglishTeacherPhilip.co.uk)

0

HOTEL

**94. Consider Renting  
In A Hotel Or Other  
Option Nearer  
The Test Center,  
So You Will Not Have  
Far To Go On The Day**

[www.EnglishTeacherPhilip.co.uk](http://www.EnglishTeacherPhilip.co.uk)

0

**95. If You Fail  
The Exam, Try  
To Work Out  
The Reasons  
Why That  
Happened**

[www.EnglishTeacherPhilip.co.uk](http://www.EnglishTeacherPhilip.co.uk)

0

**96. Do Not Worry  
If During The Exam,  
You Find Some  
Questions Difficult,  
Because You May Still  
Answer Enough Right**

**[www.EnglishTeacherPhilip.co.uk](http://www.EnglishTeacherPhilip.co.uk)**


0

**CHANGE**

**97. If You Are Not  
Improving Enough  
Before The Exam, Try  
To Do More Study,  
Or Delay The Exam  
If Possible**

[www.EnglishTeacherPhilip.co.uk](http://www.EnglishTeacherPhilip.co.uk)

0



**98. Try To Give  
Maximum Effort  
Throughout The  
Exam, To Try And  
Avoid Repeating It**

**[www.EnglishTeacherPhilip.co.uk](http://www.EnglishTeacherPhilip.co.uk)**

0

**99. For Any Technical Issue, Like The Listening Audio Is Not Clear, Or You Do Not Have Enough Notepaper, Etc., Try To Let The Staff Know As Soon As Possible**

**[www.EnglishTeacherPhilip.co.uk](http://www.EnglishTeacherPhilip.co.uk)**



0

**100. Get Some Advice  
From Those Who  
Have Done Well  
In The IELTS  
Exam Before**

**[www.EnglishTeacherPhilip.co.uk](http://www.EnglishTeacherPhilip.co.uk)**



# English Teacher Philip

- **UK Native Speaker**
- **First Taught Offline In 1996  
(With Breaks)**
- **Teaching Online 2007+**

**info@EnglishTeacherPhilip.co.uk**

**+447956366761**

**www.EnglishTeacherPhilip.co.uk**